

Restorative Justice Summary -- SAMPLE High School 2015-2016

Year RJ began: 2013

RJ Facilitator: Saba Ghebreyesus

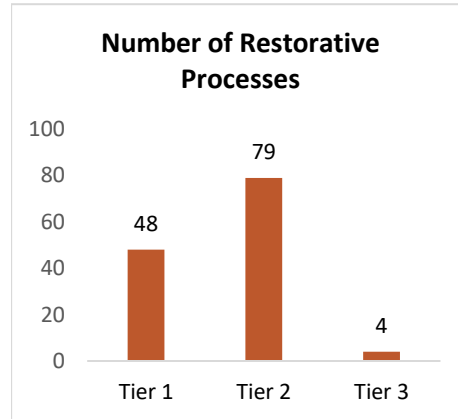
Implementation Level: Getting Started¹

Section I: Implementation

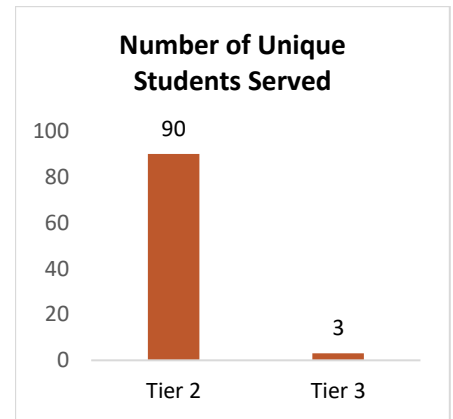
How much are we doing?

Training

According to training attendance records, 4 Skyline High School staff members attended RJ training during 2015-2016; this is approximately 3% of the certified, paraprofessional, and clerical staff.



Source: OUSD

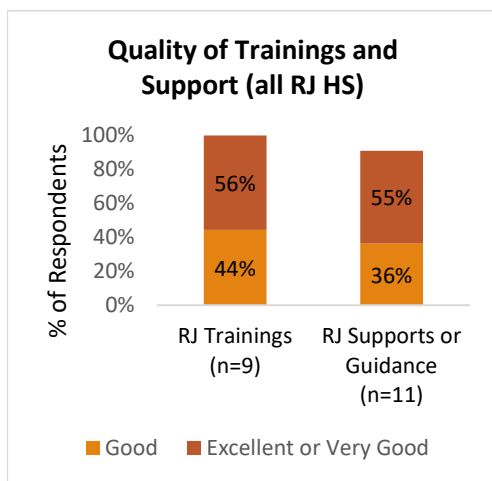


Source: OUSD

How well are we doing?

Conflicts Resolution

According to OUSD, 26% of Skyline's Tier 2 processes ended in resolution.



Source: Implementation Survey



Source: Implementation Survey

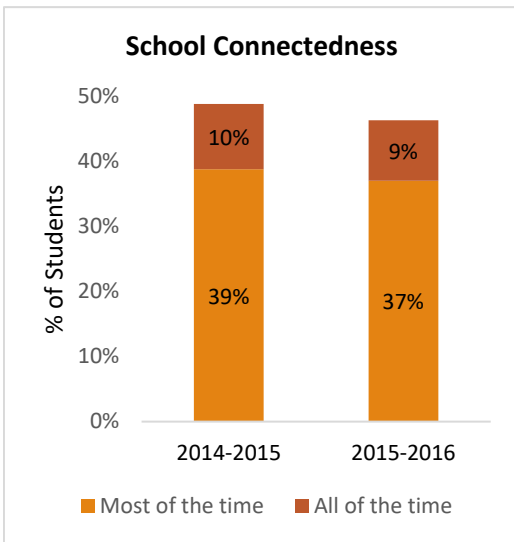
Key implementation Challenges and Strengths

¹ Based on 1 response on the Implementation Survey

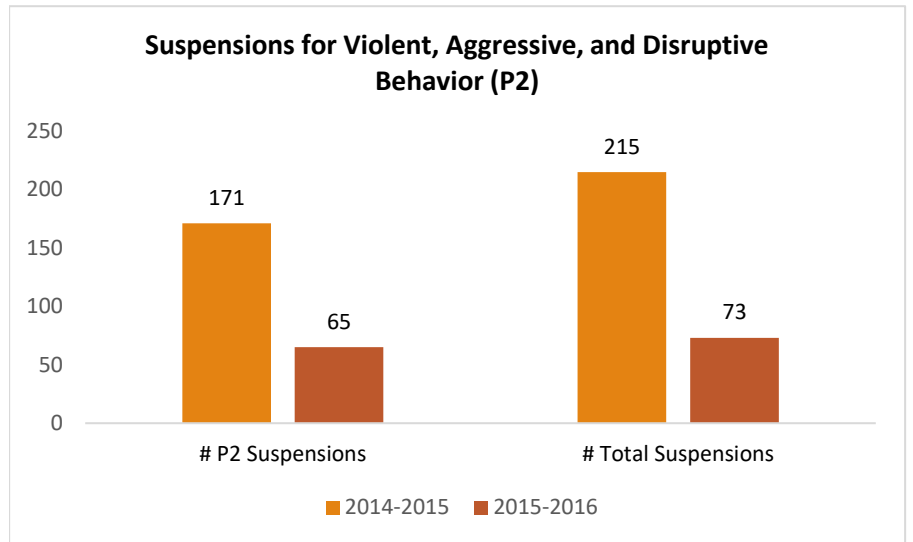
Restorative Justice Summary -- SAMPLE High School 2015-2016

Section II: Related Outcomes²

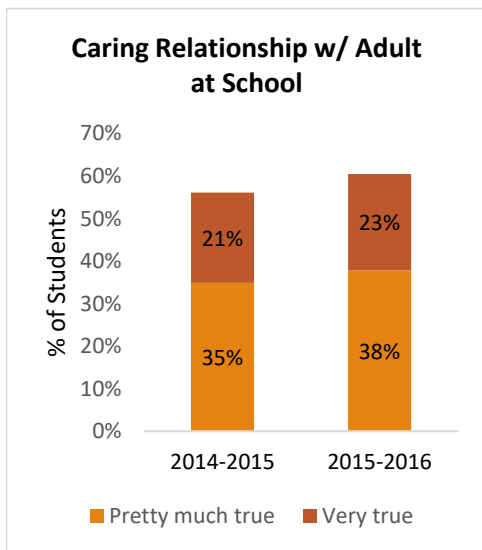
What is changing?



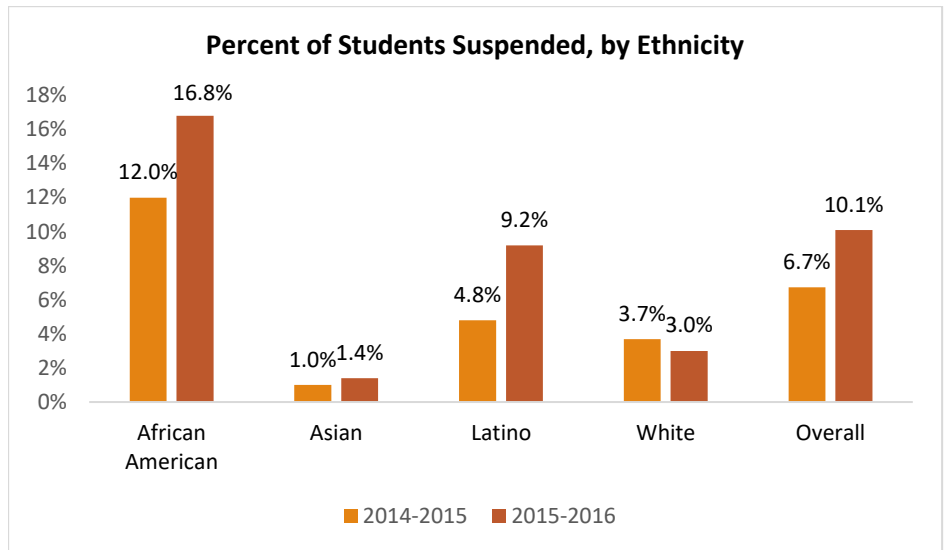
Source: CHKS



Source: OUSD



Source: CHKS



Source: OUSD

Story Behind the Numbers:

² These are selected school-level measures and don't tell the full story for your school. The numbers are not necessarily the direct result of RJ; multiple factors at your school, including other initiatives, affect these numbers. For more information, please contact Sonia Jain at sjain@datainaction.org.